

THERMAL BINDING ACCELERATED BY DROP&GO TECHNOLOGY

Accel cube

MAXIMUM EFFICIENCY

You'll get faster, stronger binding in a flash with our next generation of high-performance, off-line, automated, binding machines. The new Accel series boasts the fastest and most productive binding speed in the industry.

- Greater strength and quality for your documents
- More efficient than ever



Our Drop&Go Technology has been enhanced making the Accel Cube an amazing two times faster than the previous generation, 45x faster than punch and bind, and 30x faster than tape binding. Rivalled only by the Accel Ultra, documents move through the machine at the rate of 60 documents per minute — dramatically boosting efficiency. The Cube features additional upgrades including increased quality and strength of the bound documents as well as improved appearance of the machine.

The Cube is the ideal binding solution for office/corporate walk-up print stations, as well as volume demanding CRD or commercial print environments. It delivers professionally-bound documents, without the need of trained operators.

DOCUMENT SIZE

8 1/2" x 11" — portrait bound orientation

SYSTEM CAPACITY

From 1 to 150 sheets of 20 lb. paper.

PROCESSING SPEED

Load up to 4 documents at one time.
Bind one document every second.

Performance is subject to user environment.

DOCUMENT SPINE WIDTH

from 1/16" to 5/8"

MACHINE DIMENSIONS

L 19" x W 20" x H 15"

MACHINE WEIGHT

60 lbs

POWER SUPPLY

115V, 50/60Hz

The Accel Cube is available for purchase or lease.

Contact your Binding Efficiency Expert for details.

BONUS!

System includes additional desktop unit for editing.

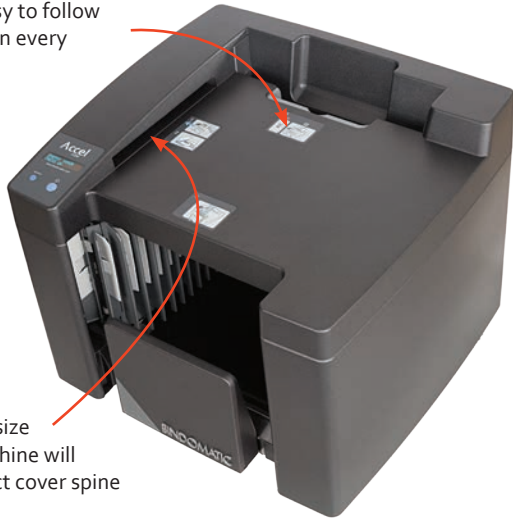




HOW DROP&GO WORKS

A. FRONT AND RIGHT SIDE

Step-by-step, easy to follow instructions are on every Accel Cube.



Once pages are placed in the automatic cover size selector, the machine will display the correct cover spine width to use.

B. BACK AND LEFT SIDE

Insert unbound documents (up to 150 sheets) and covers into the Cube.



C. FRONT AND LEFT SIDE




The thermal binding belt fuses your document pages and covers together in seconds, then moves the finished documents to the cooling tray.

The cooling tray expands to accommodate your documents as they emerge; bound and ready to use.

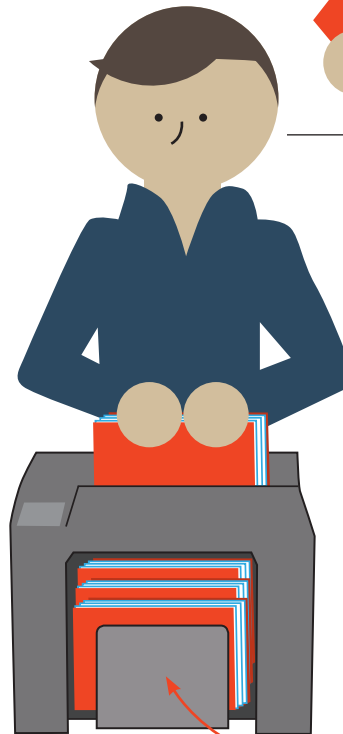
1. Insert the set of papers to be bound in the automatic cover size selector. The display will show the correct cover spine width to use.



2. Place document pages in a Coverbind cover, with the correct spine size, and align.



3. **DROP** the ready-to-bind document when the green LED indicator light is lit.



4. **GO!** The machine will signal when the thermal binding process is complete. Remove the bound document(s) from the front tray.

