
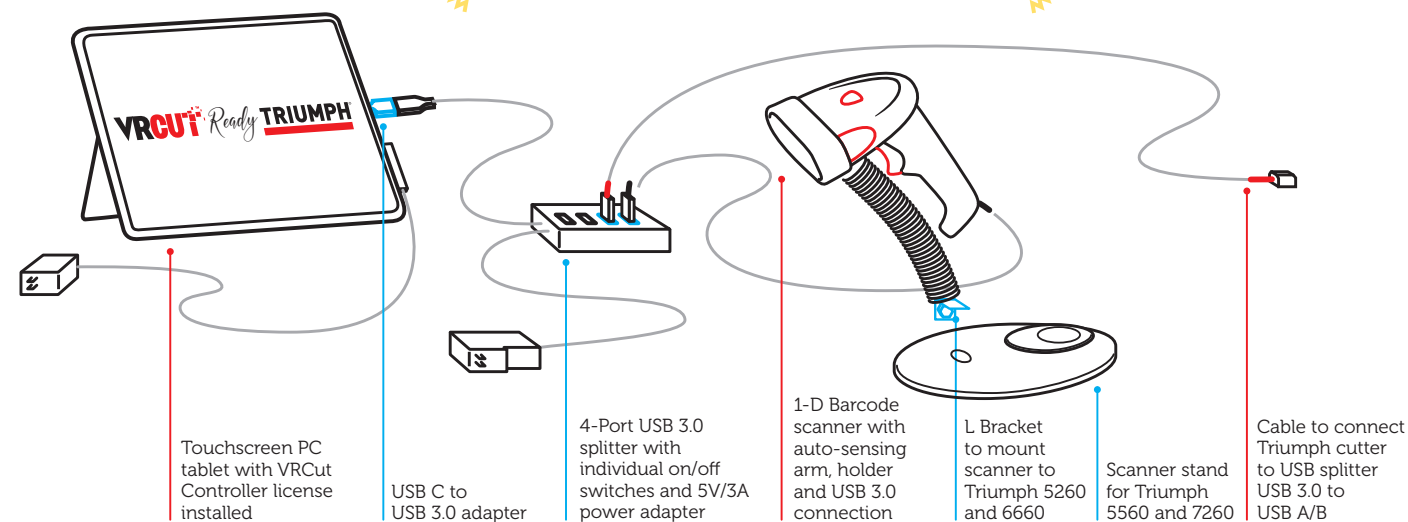


VR*CUT*[™] Ready TRIUMPH[®]

VR*CUT* software is bundled with these world renowned Triumph Cutters; known for their safety, power, precision, and ease of operation.



Order your VR*CUT* Controller Hardware Kit at no cost*



* VR*CUT* Controller Hardware Kit available at no cost upon request for VR*CUT* Ready Triumph cutters purchased after April 1, 2023.

Annual Licensing

1st year bundled with select Triumph cutters

Internet Access

Activation, licensing & updates require internet access

Hardware for VR*CUT* Controller:

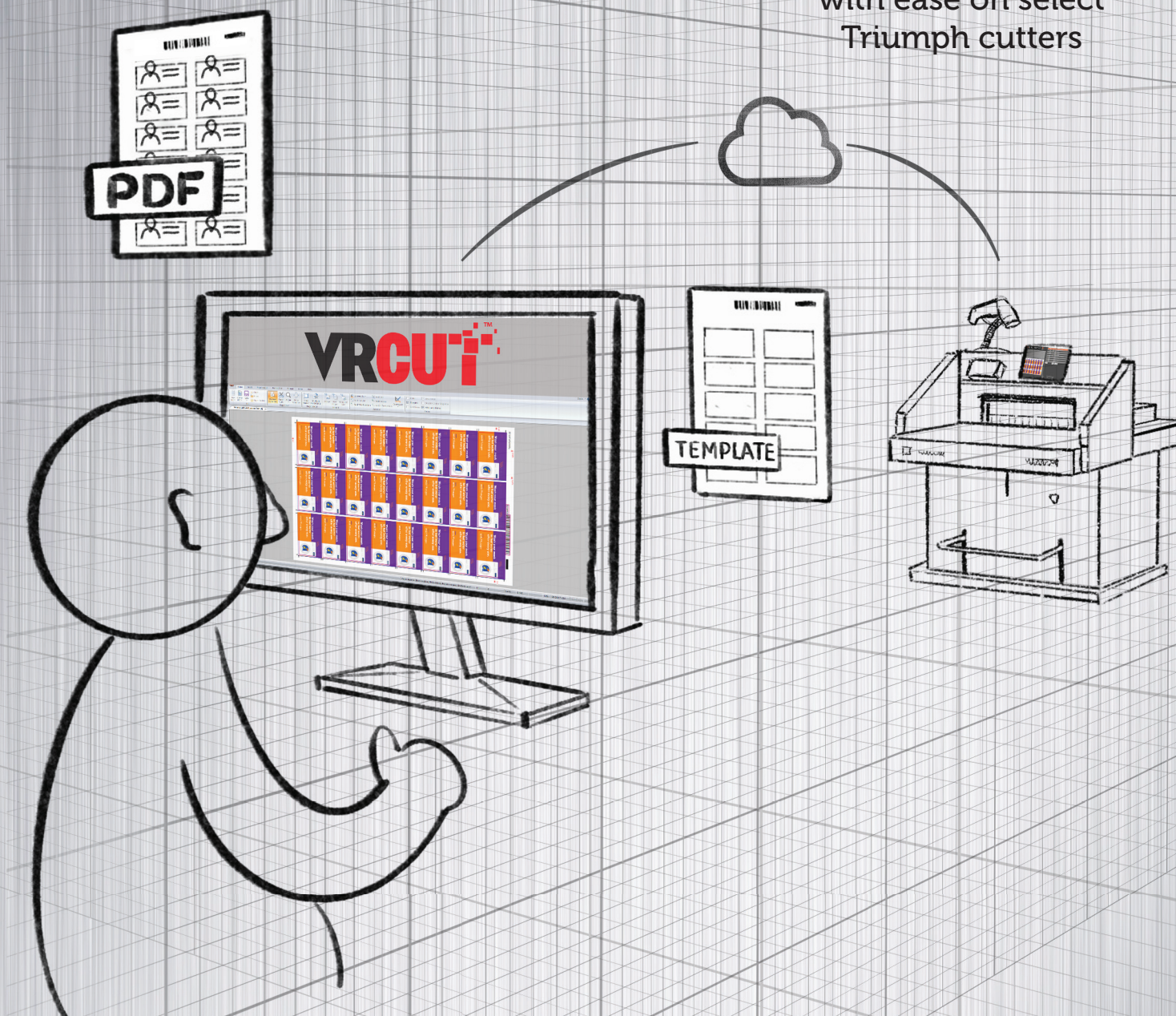
Operating System: Windows 7, 8, 10 and 11
Minimum Screen Resolution: 1440x900
Cutter Connectivity: USB Port 2.0 or higher
Optional: Barcode reader (if a USB splitter is required with your PC/Tablet, it must have its own power source)

v4-042023

VR*CUT*[™]

CUT WITH CONFIDENCE

A revolutionary tool to create and cut documents with ease on select Triumph cutters



spiralbinding.com
800-631-3572

VRCut is a groundbreaking PC software solution designed to automate the cutting workflow by promoting an efficient and error-free cutting process from start to finish. VRCut intelligently bridges the gap between pre-press and the finishing process, allowing operators of any experience level the ability to cut with confidence on select Triumph cutters.

TWO MODULES, ONE INTEGRATED WORKFLOW

The VRCut Impose module is a standalone PC imposition software that transforms your artwork into PDFs laid out specifically for optimized cutting on the VRCut enabled Triumph cutter. The software places a template barcode and innovative visual markers that enable an automated cutting process. Consolidate your workflows by taking advantage of the software's data merge feature.

VR*CU*T
Cut with Confidence

Nancy Andrews
Dean of Letters and Science
University of California at Berkeley
111 Sproul Hall
nandrews@lytrod.com, 707-422-9221

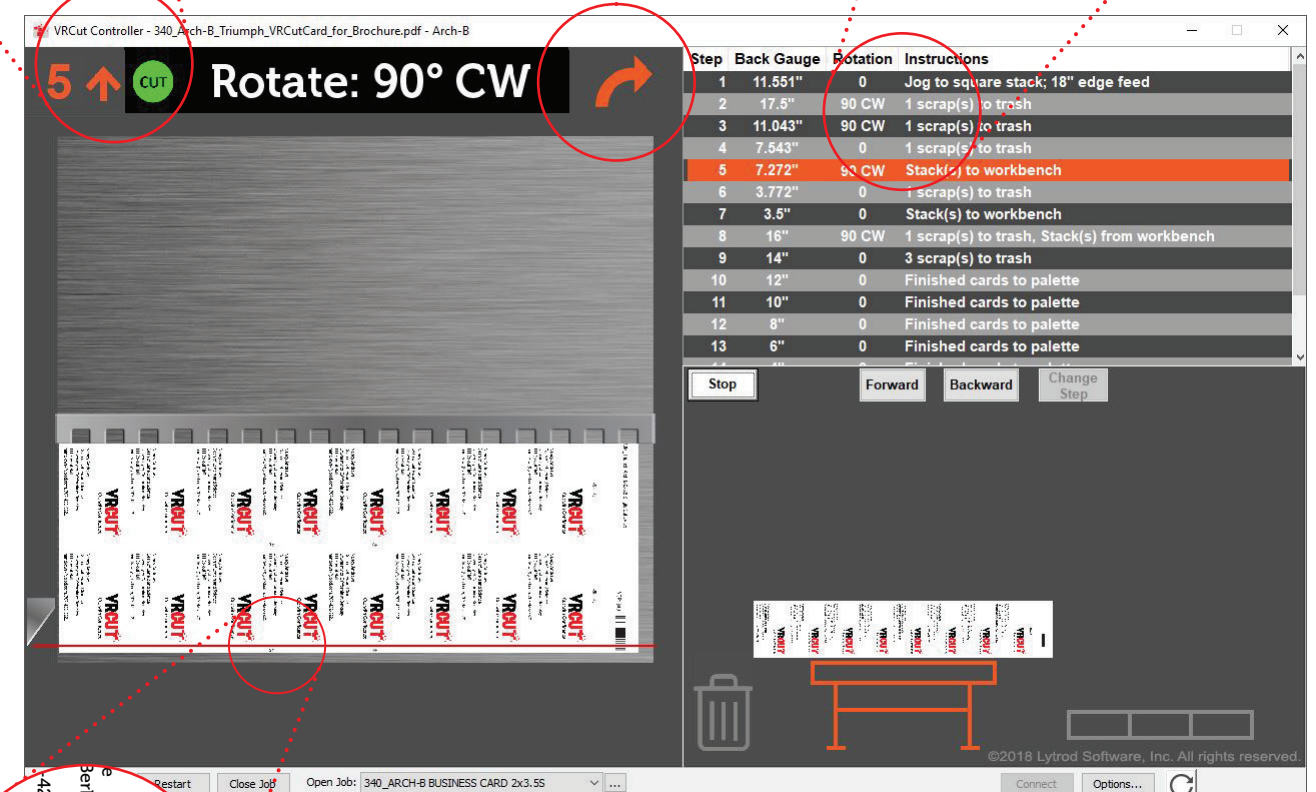
[illegible]

The VRCut PC Controller module connects directly to your Triumph cutter for automatic back gauge movement and provides a step-by-step visual interface. The operator simply scans the document barcode to load the corresponding template and artwork to start the job. The software gives the operator visual indication of paper orientation, paper rotation between cuts, when to discard scraps, and how to process cut sheets. This first of its kind software simplifies the task of cutting, which allows operators with all levels of experience to **cut with confidence!**



- A prominent arrow is displayed if the current step requires a rotation action from the operator.

Rotation	Instruction
0	Jog to square
90 CW	1 scrap(s) to
90 CW	1 scrap(s) to
0	1 scrap(s) to
0	Stack(s) to
0	1 scrap(s) to



Operator is notified visually and via audio cues at each step when to discard paper scraps, save cut segments for additional cutting and set aside finished product for shipment.