

Horizon

BQ-P60

Superior binding strength and compact desktop design make this the ultimate office binder



Features of BQ-P60

- **Easy operation** : The display Indicator lamps on the operating panel guide you through the simple operating steps
- **High productivity** : 180 books/hour
- **Professional binding quality** : A cover is glued to the book spine and then clamped to create an attractive finished appearance
- **Flexible binding styles** : Choose from three different binding styles -- Binding with cover, Binding with tape, or Pad binding
- **Comfortable operation** : An integrated smoke extractor and filter system is a standard feature to clean the air and remove any glue odors from office environments
- **Eco-friendly** : Low-temperature glue and, eco-mode, reduces power consumption

High quality binding gives you a lead in making materials, such as for presentations.

■ Clamper Section ■

The book block is firmly clamped, to produce a professional quality book up to 25 mm thickn.

■ Nipping Section ■

Nipping strength is adjusted automatically according to the binding style resulting in document quality not found in other tabletop binders.



■ Cover Insertion Section ■

Users original cover can be used. Binding with tape is also available. Tape widths of 30 mm to 40 mm can be used.

■ Glue Application Section ■

Amount of glue can be adjusted by dial, depending on the thickness of the book. Smoke extractor removes glue odors from the office for comfortable operation.



■ Operation Panel Section ■

To start, simply choose the desired binding style, insert the book block, and follow the procedures indicated by the LED lamps. The machine goes to Eco-mode automatically after certain period if the machine is not used.



Easy Operation

Professional documents are finished fast With simple push-button operation.



1 Choose the binding style and insert the book block.



2 Press the start button.




3 Insert a cover, then press the start button.



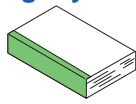
4 The book is finished!

■ Three Different Binding Styles are Supported



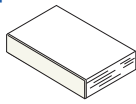
Binding with cover

A cover and a book block are bound with hot-melt glue.



Binding with tape

Simple book bound with cloth tape.



Pad binding

Simple binding used for making memo-pads.

Consumables

Hotmelt glue – HM-302

Color cover

- A4 / B5 size with / without die cut window each 5 colors
- A4 size suitable sheets for laser printer ... 2 colors
- Clear cover A4 / B5 each 3 colors
- Glue-backed cloth tape 6 colors *

- * Width 30 mm (1.18") : Black
- Width 40 mm (1.57") : Dark Blue, Orange, Sky Blue, White, Red, Black



BQ-P60 Major Specifications

Binding Style	Binding with cover sheet, Binding without tape, and Padding
Book Size	Max. 315 x 210 mm (12.4" x 8.2")
(Top-Bottom x Fore-edge)	Min. 210 x 148 mm (8.3" x 5.9")
Book Thickness	Max. 25 mm (0.9")
Cover Size	Max. 315 x 445 mm (31.4" x 17.5")
(Top-Bottom x Fore-edge)	Min. 210 x 297mm (8.3" x 11.7")
Cover Weight Range	82 to 210 gsm (22 to 60 lb)
Warm up Time	about 15 to 20 mins
Glue tank Temperature	130 to 150 °C (266 to 302 degrees Fahrenheit)
Production Speed	Max. 180 books/hr.
Power Supply	Single Phase 115 V, 50 / 60 Hz Single Phase 230 V, 50 / 60 Hz
Power Consumption	1.05 kW / 1.15 kW (115 V, 50 / 60 Hz) 1.1 kW (230 V, 50 / 60 Hz)
Machine Dimensions	600 (W) x 615 (D) x 270 (H) mm (23.7" x 24.3" x 10.7")
Machine Weight	48 kg (105.9 lbs)

*The machine design and specifications are subject to change without notice.

Distributed by