

FLAT CLINCH


**HEAVY DUTY SPEEDY
ELECTRONIC STAPLER
EH-70F**

**Comes with
one free
staple
cartridge!**



Staples 2 to 70 Sheets without changing the staple.

**Innovative electronic stapler
for rapid Professional-Quality stapling!**



**Flat clinch staple closes flat,
papers stack neatly and evenly.**

**NEW PRODUCTS PLAN
EH-70F**

- **Staples 2 to 70 sheets
without changing staple**
- **Patented side-by-side
Flat Clinch Mechanism**
- **Quiet motor driven mechanism**
- **Manual & Auto Stapling**
- **Fast and Heavy Duty Stapler**



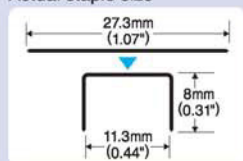
Ideal Heavy Duty electronic stapler for busy mail rooms, copy centers and offices, featuring a durable metal frame and quiet motor-driven mechanism.



SPECIFICATIONS



Model name	MAX Electronic Stapler EH-70F
Capacity	2-70 sheets(64gsm,55kg/16-lb.bond paper)
Stapling speed	2 staples per second
Stapling system	Motor driven link mechanism with automatic feed
Throat depth	Auto stapling : Adjustable approx. 6 to 18 mm(1/4" to 3/4") Manual stapling : Adjustable approx. 3 to 18 mm(1/8" to 3/4")
Dimensions	100mm(4")W)×112mm(4-1/2")(H)×210(8-1/4")(L)
Weight	1.2Kg (2.7lbs)
Power consumption	Approx.13W
Power source	DC24V,2.1A Use only specified AC adapter (AC100-240V, 50-60HZ) appended to machine.
Working Temp and Humidity ranges	5°C/41°F -35°C/95°F, Below 80% HR(non-condensation)
Staple cartridge	MAX No.70FE staple cartridge Contains a guaranteed minimum of 5,000 staples.

MAX STAPLE No.70FE Actual staple size



1 Patented side-by-side Flat Clinch Mechanism;

enables you to staple from 2 to 70 sheets of 64 gsm / 16-lb bond paper without changing the staple (US Pat.5,029,745)



2 Easy, Snap-in 5,000 staple cartridge;

lets you staple 5,000 times continuously for your heavy duty requirements.

(Use Max No.70FE staple cartridges only)



3 Clear Case;

allows you to see the actual stapling position.



4 Adjustable Throat Depth;

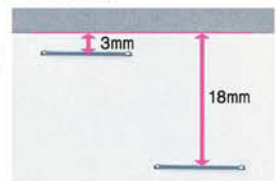
for ideal stapling position from 6 to 18 mm (1/4" to 3/4")



5 Manual Button & Moveable Slide;

for edge stapling.

Stapling depth from 3 to 18 mm (1/8" to 3/4")



6 LED Status Lamp;

is activated when the staple cartridge becomes empty.



7 Unique Paper Guide (45 degree);

allows you convenient corner stapling.

Adjustable stapling depth from 12 to 26 mm (1/2" to 1-1/32")

