

# DESTROYIT.













PAPER SHREDDERS



# Model overview



## Destroyit paper shredders

	Deskside												
	DESTROYIT 2240		DESTROYIT 2260		DESTROYIT 2270		DESTROYIT 2360				DESTROYIT 2404		
Model (SC = strip-cut, CC = cross-cut, SMC = super micro-cut)	2240 SC	2240 CC	2260 SC	2260 CC	2270 SC	2270 CC	2360 SC	2360 CC	2360 CC	2360 SMC	2404 SC	2404 CC	2404 CC
Feed opening, inches	8 3/4		8 3/4		8 3/4		9 1/2				9 1/2		
Strip width (SC models) / particle size (CC and SMC models), mm	4	3 x 25	4	3 x 25	4	3 x 25	4	4 x 40	2 x 15	.8 x 5	4	4 x 40	2 x 15
Strip width (SC models) / particle size (CC and SMC models), inches	3/16	1/8 x 1	3/16	1/8 x 1	3/16	1/8 x 1	3/16	3/16 x 1 1/2	3/32 x 5/8	1/32 x 3/16	3/16	3/16 x 1 1/2	3/32 x 5/8
Sheet capacity, 8 1/2" x 11" 20db. bon	10-12	5-6	10-12	5-6	10-12	5-6	12-14	11-13	6-8	5-7	19-22	13-15	9-11
Security level (DIN 66399)	P-2	P-4	P-2	P-4	P-2	P-4	P-2	P-4	P-5	P-7	P-2	P-4	P-5
Shredding capabilities (non-paper)											–		
Lifetime cutting shaft warranty	•	•	•	•	•	•	•	•	•	–	•	•	•
Shred speed, ft. / min.	12	12	12	12	12	12	27	14	14	14	27	27	27
Shred volume, gallons	5		5		5 (paper), 3/4 (plastic)		9				9		
Electrical requirements, volts	115		115		115		115				115		
Motor output, kilowatts	.15		.15		.15		.39				.58		
Maximum horsepower	1/5		1/5		1/5		1/2				3/4		
Automatic oil injection	–		–		–		–				–		
ECC (Electronic Capacity Control) <sup>3</sup>	–		–		–		–				–		
SPS (Safety Protection System):	–		–		–		•				•		
– Patented safety shield in the feed opening	mechanical		mechanical		mechanical		electronic				electronic		
– Easy Switch control element	–		–		–		•				•		
– Automatic reverse and power cut-off in case of overfeed	–		–		–		•				•		
– Automatic power cut-off when shred bin is full	–		–		–		•				•		
– Automatic power cut-off when cabinet door is opened	–		–		–		•				•		
– Double protection against overheating	•		•		•		•				•		
– Zero energy consumption (automatic power cut-off after 30 minutes)	–		–		–		•				•		
Dimensions (D x W x H), inches	8 1/2 x 13 1/2 x 17 3/4		8 3/4 x 13 1/2 x 21		8 3/4 x 13 1/2 x 21		11 3/4 x 15 1/2 x 28 3/4				11 3/4 x 15 1/2 x 28 3/4		
Shipping weight, pounds	16	18	27	28	32	32	53	53	53	53	58	58	58

<sup>1</sup> certified using recommended power supply

<sup>2</sup> 20 amp. dedicated line required

<sup>3</sup> prevents paper jams by monitoring sheet capacity levels during shredding process

paper clips / staples

credit cards

CDs / DVDs

### Warranty

- lifetime limited warranty on strip- and cross-cut cutting shafts and wheels
- 1 year limited warranty on super micro-cut cutting shafts and wheels
- 3 year limited warranty on all other parts, excluding wearables (Deskside and Centralized Office models)
- 1 year limited warranty on all other parts, excluding wearables (High Capacity and super micro-cut models)
- 90 day limited warranty on labor or exchange at MBM's discretion (Deskside and Centralized Office models)



DESTROYIT 2240



DESTROYIT 2260



DESTROYIT 2270
















DESTROYIT 2360



DESTROYIT 2404

## Centralized Office

	Centralized Office												
	DESTROYIT 2503			DESTROYIT 2604				DESTROYIT 3104			DESTROYIT 3105		
Model (SC = strip-cut, CC = cross-cut, SMC = super micro-cut)	2503 SC	2503 CC	2503 CC	2604 SC	2604 CC	2604 CC	2604 SMC	3104 SC	3104 CC	3104 CC	3105 SC	3105 CC	3105 CC
Feed opening, inches	10 1/4			10 1/4				12			12		
Strip width (SC models) / particle size (CC and SMC models), mm	4	4 x 40	2 x 15	4	4 x 40	2 x 15	.8 x 5	4	4 x 40	2 x 15	6	4 x 40	2 x 15
Strip width (SC models) / particle size (CC and SMC models), inches	3/16	3/16 x 1 1/2	3/32 x 5/8	3/16	3/16 x 1 1/2	3/32 x 5/8	1/32 x 3/16	3/16	3/16 x 1 1/2	3/32 x 5/8	1/4	3/16 x 1 1/2	3/32 x 5/8
Sheet capacity, 8 1/2" x 11" 20db. bon	19-21	12-14	8-10	27-30	23-25	14-16	6-8	27-30	22-25	14-17	50-52	37-39	24-26
Security level (DIN 66399)	P-2	P-4	P-5	P-2	P-4	P-5	P-7	P-2	P-4	P-5	P-2	P-4	P-5
Shredding capabilities (non-paper)													
Lifetime cutting shaft warranty	•	•	•	•	•	•	–	•	•	•	•	•	•
Shred speed, ft. / min.	24	24	24	18	18	18	28	18	18	18	40	30	30
Shred volume, gallons	20			26				32			37		
Electrical requirements, volts	115			115				115			115 <sup>2</sup>		
Motor output, kilowatts	.58			.64				.64			1.6		
Maximum horsepower	3/4			1				1			2 1/8		
Automatic oil injection	–			• (CC and SMC models only)				–			•		
ECC (Electronic Capacity Control) <sup>3</sup>	–			•				•			•		
SPS (Safety Protection System):	•			•				•			•		
– Patented safety shield in the feed opening	electronic			electronic				electronic			electronic		
– Easy Switch control element	•			•				•			•		
– Automatic reverse and power cut-off in case of overfeed	•			•				•			•		
– Automatic power cut-off when shred bin is full	•			•				•			•		
– Automatic power cut-off when cabinet door is opened	•			•				•			•		
– Double protection against overheating	•			•				•			•		
– Zero energy consumption (automatic power cut-off after 30 minutes)	•			•				•			•		
Dimensions (D x W x H), inches	14 3/4 x 19 3/4 x 34 1/4			18 1/2 x 19 1/2 x 36 1/2				18 1/2 x 21 x 36 1/2			23 x 22 x 40		
Shipping weight, pounds	78	78	78	123	123	123	123	132	132	132	324	324	324



DESTROYIT 2503



DESTROYIT 2604



DESTROYIT 3104



DESTROYIT 3105



## Centralized Office

	DESTROYIT 3804			DESTROYIT 4002			DESTROYIT 4005			
Model (SC = strip-cut, CC = cross-cut, SMC = super micro-cut)	3804 SC	3804 CC	3804 CC	4002 SC	4002 CC	4002 CC	4005 SC	4005 CC	4005 CC	4005 SMC
Feed opening, inches	16			16			16			
Strip width (SC models) / particle size (CC and SMC models), mm	6	4 x 40	2 x 15	6	4 x 40	2 x 15	6	4 x 40	2 x 15	.8 x 5
Strip width (SC models) / particle size (CC and SMC models), inches	1/4	3/16 x 1 1/2	3/32 x 5/8	1/4	3/16 x 1 1/2	3/32 x 5/8	1/4	3/16 x 1 1/2	3/32 x 5/8	1/32 x 3/16
Sheet capacity, 8 1/2" x 11" 20db. bon	29-31	24-26	12-14	32-35	24-26	14-16	50-52	37-39	24-26	10-12
Security level (DIN 66399)	P-2	P-4	P-5	P-2	P-4	P-5	P-2	P-4	P-5	P-7
Shredding capabilities (non-paper)										–
Lifetime cutting shaft warranty	•	•	•	•	•	•	•	•	•	–
Shred speed, ft. / min.	20	20	20	30	25	25	40	30	30	44
Shred volume, gallons	44			44			44			
Electrical requirements, volts	115			115			115 <sup>2</sup>			
Motor output, kilowatts	.64			1.3			1.6			
Maximum horsepower	1			1 3/4			2 1/8			
Automatic oil injection	–			–	•	•	•			
ECC (Electronic Capacity Control) <sup>3</sup>	•			•			•			
SPS (Safety Protection System):	•			•			•			
– Patented safety shield in the feed opening	electronic			electronic			electronic			
– Easy Switch control element	•			•			•			
– Automatic reverse and power cut-off in case of overfeed	•			•			•			
– Automatic power cut-off when shred bin is full	•			•			•			
– Automatic power cut-off when cabinet door is opened	•			•			•			
– Double protection against overheating	•			•			•			
– Zero energy consumption (automatic power cut-off after 30 minutes)	•			•			•			
Dimensions (D x W x H), inches	23 1/4 x 25 1/4 x 38 1/4			23 1/4 x 25 1/4 x 38 1/4			23 1/4 x 25 1/4 x 39 3/4			
Shipping weight, pounds	232	233	233	239	240	240	343	378	378	390

All technical data is approximate and subject to change.
















DESTROYIT 3804



DESTROYIT 4002



DESTROYIT 4005

	<b>High Capacity</b>							
	<b>DESTROYIT 4605</b>		<b>DESTROYIT 4107</b>				<b>DESTROYIT 5009</b>	
Model (SC = strip-cut, CC = cross-cut)	4605CC	4605CC	4107 SC	4107 SC	4107 SC	4107 CC	5009 CC	5009 CC
Feed opening, inches	18		16				20	
Strip width (SC models) / particle size (CC models), mm	4 x 60	2 x 15	12	9	6	6 x 50	8 x 40-80	6 x 50
Strip width (SC models) / particle size (CC models), inches	3/16 x 2 3/8	3/32 x 5/8	1/2	3/8	1/4	1/4 x 2	11/32 x 1 1/2-3	7/32 x 2
Sheet capacity, 8 1/2" x 11" 20lb. bon	50-60	32-37	120-140	105-125	75-95	65-82	600-700	300-400
Security level (DIN 66399)	P-3	P-5	P-2	P-2	P-2	P-3	P-2	P-3
Shredding capabilities (non-paper)	  	  	  	  	  	  	  	  
Lifetime cutting shaft warranty	•	•	•	•	•	•	•	•
Shred speed, ft. / min.	40	40	60	60	60	53	24-46 <sup>2</sup>	24-45 <sup>2</sup>
Shred collection container type	mobile shred bin		pull-out shred bag frame				mobile shred bag trolley	
Shred volume, gallons	61		79				79	
Electrical requirements, volts	220, 3 phase		220, 3 phase				220, 3 phase <sup>1</sup>	
Motor output, kilowatts	2.2	2.2	4	4	4	3	9	9
Maximum horsepower	7 1/3	7 1/3	10	10	10	8	24	24
Centralized oiler	-		•				•	
Automatic start / stop (photo cell activated)	•		-				-	
Control element	soft-touch keypad		push button panel				push button panel	
Automatic reverse / power cut-off in case of overfeed	• / •		- / •				• / •	
Automatic power cut-off when shred bin / bag is full	•		•				•	
Automatic power cut-off when cabinet door is opened	•		•				•	
Thermal overload switch	•		•				•	
Mounted on heavy duty castors	•		•				•	
Dimensions (D x W x H), inches	30 x 29 x 67		67 x 48 3/4 x 56 3/4 <sup>4</sup>				85 1/2 x 40 3/4 x 67 1/2 <sup>5</sup>	
Shipping weight, pounds	715	715	952	952	994	983	3,080	3,080

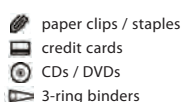
<sup>1</sup> certified using recommended power supply

<sup>2</sup> 2 automatic speed modes

<sup>3</sup> 50 amp. dedicated line required

<sup>4</sup> transportation width (minus side tables) is 27 inches

<sup>5</sup> depth with modular conveyor belt system is 121 inches



All technical data is approximate and subject to change.



DESTROYIT 4605



DESTROYIT 4107



DESTROYIT 5009